All Users | Add comparison +

Custom Apr 1 - Apr 8, 2026

Reports snapshot

Active users 1.7K | New users 1.7K | Average engagement time per active u 30s

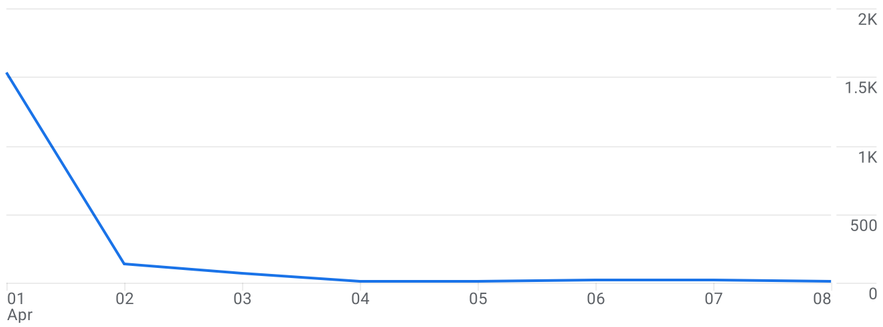

New users by First user primary channel group (Default ...

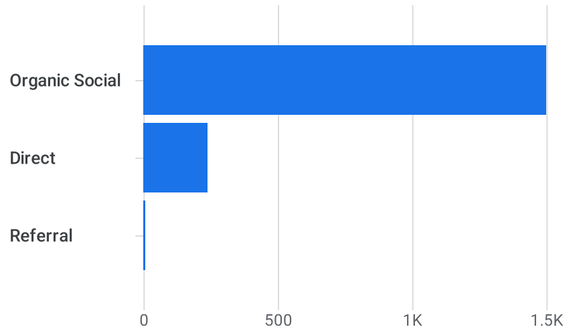

View user acquisition →

Sessions by Session primary ch...

SESSION PRIMARY ...	SESSIONS
Organic Social	1.7K
Direct	314
Unassigned	8
Organic Search	4
Referral	4

View traffic acquisition →

Active users by Country

COUNTRY	ACTIVE USERS
India	1.7K
United Arab Emirates	15
Malaysia	15
Singapore	11
Canada	5
Kuwait	5
Saudi Arabia	5

View countries →

User activity over time

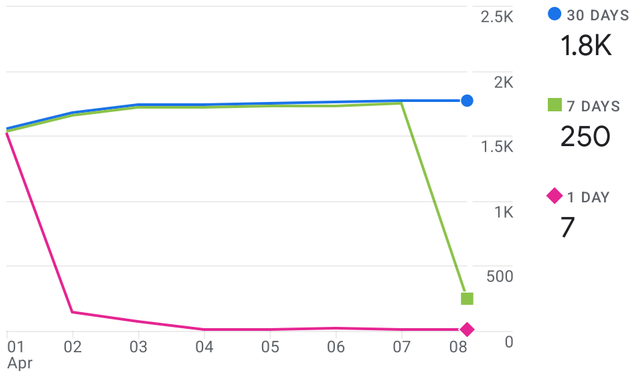

User activity by cohort

Based on device data only

	Week 0	Week 1	Week 2	Week 3	Week 4	Week 5
All Users	100.0%	0.0%	0.0%	0.0%	0.0%	0.0%
May 24 - May 30						
May 31 - Jun 6						
Jun 7 - Jun 13						
Jun 14 - Jun 20						
Jun 21 - Jun 27						
Jun 28 - Jul 4						

6 weeks ending Jul 4

View retention →

Views by Page title and screen class

PAGE TITLE AND SCREEN ...	VIEWS
உங்கள் தொகுதியில் தவெக-வி...	2.5K
குமார் செய்திகள்	496
2021-ல் ஸ்டாலினுக்கு விபூகம் வ...	3
விஜய் பிரச்சாரத்திற்கு முட்டுக்க...	3
TATA ஐபிஎல் 2026 போட்டியின் ...	1
காசை வாங்கிட்டு விசிலை ஊது...	1
திருச்சி கோட்டையில் விஜய்யின்...	1

View pages and screens →

Event count by Event name

EVENT NAME	EVENT COUNT
page_view	3K
session_start	2K
first_visit	1.7K
scroll	1.2K
user_engagement	778
click	3

View events →

Key events by Event name

EVENT NAME	KEY EVENTS

No data available

Average 120d value by First user primary channel group (Default Channel Gro...

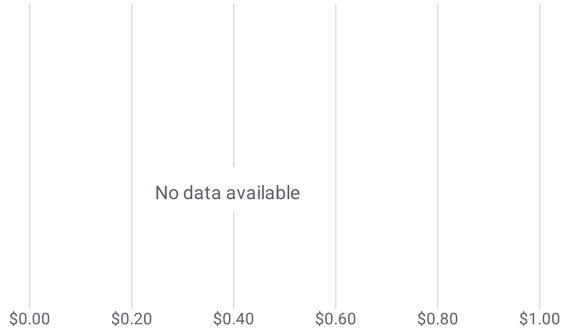

View user acquisition cohorts →

Items purchased by Item name

ITEM NAME	ITEMS PURCHASED

No data available

View ecommerce purchases →

Key events by Platform



View tech details →